

Colani



**GET IN
TOUCH**

TILTED DIAMOND⁺

Designed by Luigi Colani



THE FINAL POLISH

PERFECTING THE DIAMOND AMONG MACHINE LAMPS



Luigi Colani



We have developed the Tilted Diamond⁺ signal lamp together with renowned product designer Luigi Colani. And given it a final polish.

The name 'Tilted Diamond' refers to the unique scattered light effect of the diamond lens. With the aim of achieving optimal illumination, we have further optimized the light refraction. Due to consistently high visibility over 360 degrees, the signal lamp can be seen even from long distances, allowing for quick reactions, if necessary.

High demands are placed on equipment every day in an industrial environment, which is why we have made the signal lamp particularly durable and shock-resistant. Moreover, the Tilted Diamond⁺ is very easy to mount, and the exceptionally bright LEDs are energy-efficient and don't have to be replaced. For you, this means: no maintenance.

All the benefits of the Tilted Diamond⁺ signal lamp at a glance:

- ▶ Unique scattered light effect due to the diamond lens
 - ▶ Long-lasting, bright LEDs
 - ▶ Energy-efficient: low power consumption
 - ▶ Maintenance-free: exceptionally shock-resistant, no need to replace the luminous elements
 - ▶ Standard with direct wiring or M12 terminal
 - ▶ CAGE CLAMP[®] terminal strip for easy connection
 - ▶ Range of accessories with different lengths for flexible use
 - ▶ Available colors: red, yellow, green, blue, transparent/white
-

SIGNAL LAMP

WITH INTEGRATED LEDS

PRELIMINARY SPECIFICATIONS

TILTED DIAMOND+

→ The maintenance-free Tilted Diamond+ signal lamp is available in five cap colors, with accessories in different sizes and shapes. The four built-in LEDs and the diamond lens produce a unique scattered light effect and ensure optimum visibility. Extreme brightness with low power consumption, easy connection and extraordinary shock resistance make the Tilted Diamond+ a true gem among signal lamps.

Specifications

Standard (M12 Version)

→ General

Cape shape	round
Collar diameter	56.9 mm

→ Installation dimensions

Overall height	70.1 mm (83.55 mm)
----------------	--------------------

→ Mechanical construction

Mounting	2 x screws
Terminals	CAGE CLAMP® terminal connection (M12, A-coded, 4-pin)
Luminous elements	4 x LED

→ Electrical specifications

Operating voltage U_B	24 V DC
-------------------------	---------

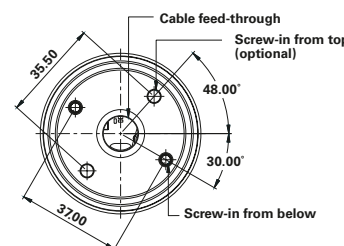
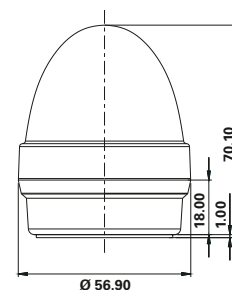
→ Other specifications

Operating temperature	min. -30 °C, max. +60 °C
Protection class	IP 65 front side (IP 65/67)
Weight	55 g (65 g)
Operating life	up to 50,000 h
ROHS-compliant	yes
REACH-compliant	yes

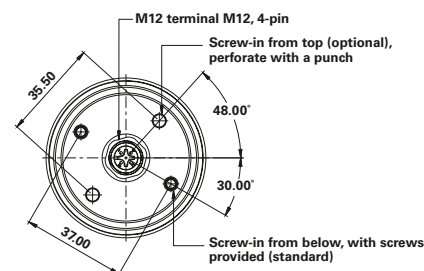
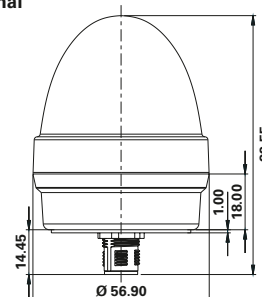
→ Cap color/LED color	Order No. Standard	Order No. M12
white	1.69.010.002/1000	1.69.010.003/1000
red	1.69.010.002/1300	1.69.010.003/1300
yellow	1.69.010.002/1400	1.69.010.003/1400
green	1.69.010.002/1500	1.69.010.003/1500
blue	1.69.010.002/1600	1.69.010.003/1600

Scope of delivery: sealing disc, 2 screws for mounting

Standard

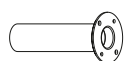


M12 terminal




Accessories


incl. screws for fixing



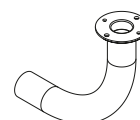
100 mm



250 mm



400 mm



90°



Mounting foot

Material: steel, black powder-coated

→ Accessories	Length	Order No.
Short support tube	100 mm	5.05.525.143/0000
Medium support tube	250 mm	5.05.525.144/0000
Long support tube	400 mm	5.05.525.145/0000
Support tube angled, 90°	100/100 mm	5.05.525.146/0000
Separate mounting foot	30 mm	5.05.525.142/0000



The information in this brochure only contains general descriptions and / or performance features, which may not apply precisely as described to the respective application, and which may change due to further product enhancements. The technical data, illustrations and other information about our products are the mere results of individual technical testing. These descriptions and other product features are only binding if they expressly agreed upon at the time of the

conclusion of a binding contract. In all other cases, we reserve the right to make technical changes as well as changes of availability. Pictures and other graphic illustrations are approximations only.

All product names may be trademarks or brand names of the RAFI Group or any other sub-supplier of RAFI. The use of such by any third parties for their own purposes may infringe the rights of the respective entity holding those rights.

RAFI GmbH & Co. KG

Ravensburger Str. 128–134, D-88276 Berg/Ravensburg

Tel.: +49 751 89-0, Fax: +49 751 89-1300

www.rafi.de, info@rafi.de

RAFI